

Stifterne i Danmark



Afkast af stiftsmidler 2009

Stifternes beholdningsopgørelse 2009

Stifternes gennemsnitlige beholdninger for 2009 er beregnet som gennemsnit af primo- og ultimobeholdninger.

	Århus	Viborg	Aalborg	København	Roskilde	Lolland-Falster	Fyen	Ribe	Haderslev	Helsingør	I alt
Obligationer	312.152.117	370.873.206	117.239.383	55.349.975	328.957.060	39.729.122	218.965.334	298.286.496	248.066.983	54.231.711	2.043.851.387
Kontanter	79.025.369	76.069.859	178.003.202	10.698.708	19.283.630	8.113.975	19.330.842	140.268.663	36.320.275	6.668.864	573.783.387
Udlån	165.441.080	268.700.006	363.134.109	19.255.989	179.329.702	90.431.408	166.649.449	182.918.288	221.853.068	192.519.848	1.850.232.945
I alt	556.618.566	715.643.071	658.376.694	85.304.672	527.570.392	138.274.505	404.945.625	621.473.447	506.240.326	253.420.423	4.467.867.719

Obligationer/Investeret kapital.

= Regnskabsmæssig nominel beholdning korrigeret for regnskabsmæssig urealiseret kursværdi.

Regnskabsmæssig urealiseret kursgevinst/tab.

= Bogført forskel mellem købsværdi og kurs 100.

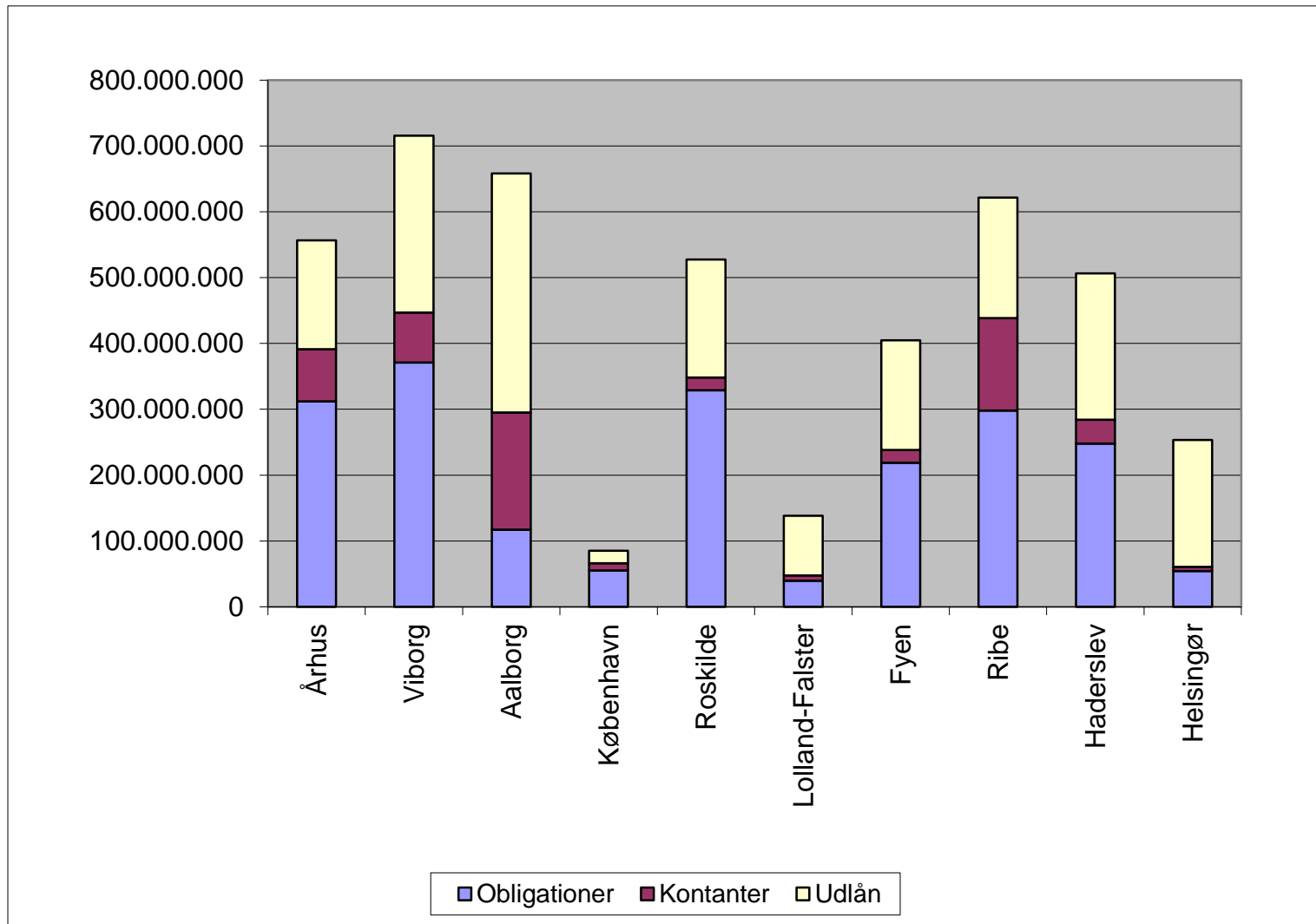
Kontanter.

= Sum af stiftsmidlernes kontanter henholdsvis på aftaleindlån og afregningskonto.

Udlån.

= Sum af udlån til Præsteembeder, Kirker, Fællesfonden m.v.

Stifternes beholdningsopgørelse 2009

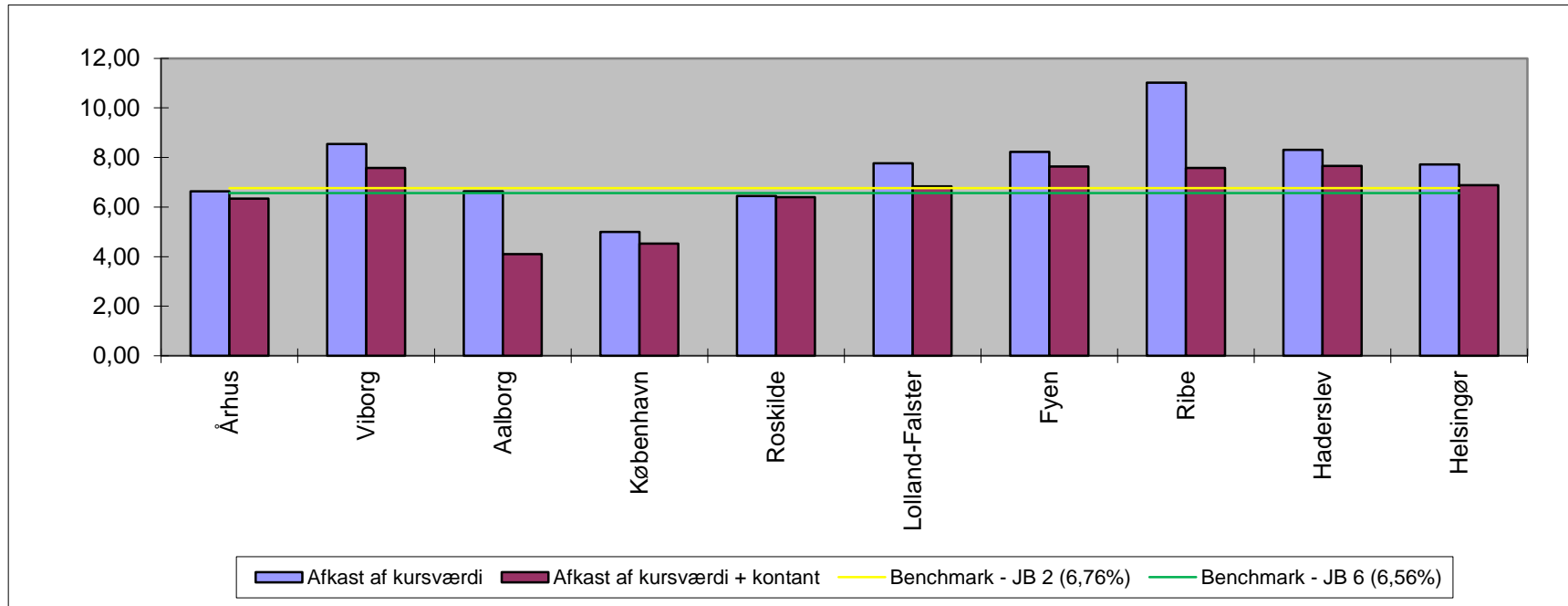


Afkast 2009 - afgrænsninger

- Afkastet er beregnet kvartalsvis ud fra den gennemsnitlige obligationsbeholdning og er ikke varighedskorrigeret.
- Afkastet er beregnet af henholdsvis den rene obligationsbeholdning samt obligationsbeholdningen inkl. kontanter
- Afkastet er sammenlignet med Benchmark (passivt afkast) opgjort af Jyske Bank med realkredit indeks med en indeksvarighed på henholdsvis 2 og 6, jf. bilag side 11 og 12.
- Alle stifter udlåner til 4 % p.a. Den udlånte kapital samt afkastet af denne, er derfor holdt uden for afkastberegningerne.
- Afkastet er således beregnet på beholdninger af obligationer og kontanter. Kontanter omfatter aftaleindlån samt afregningskonti.

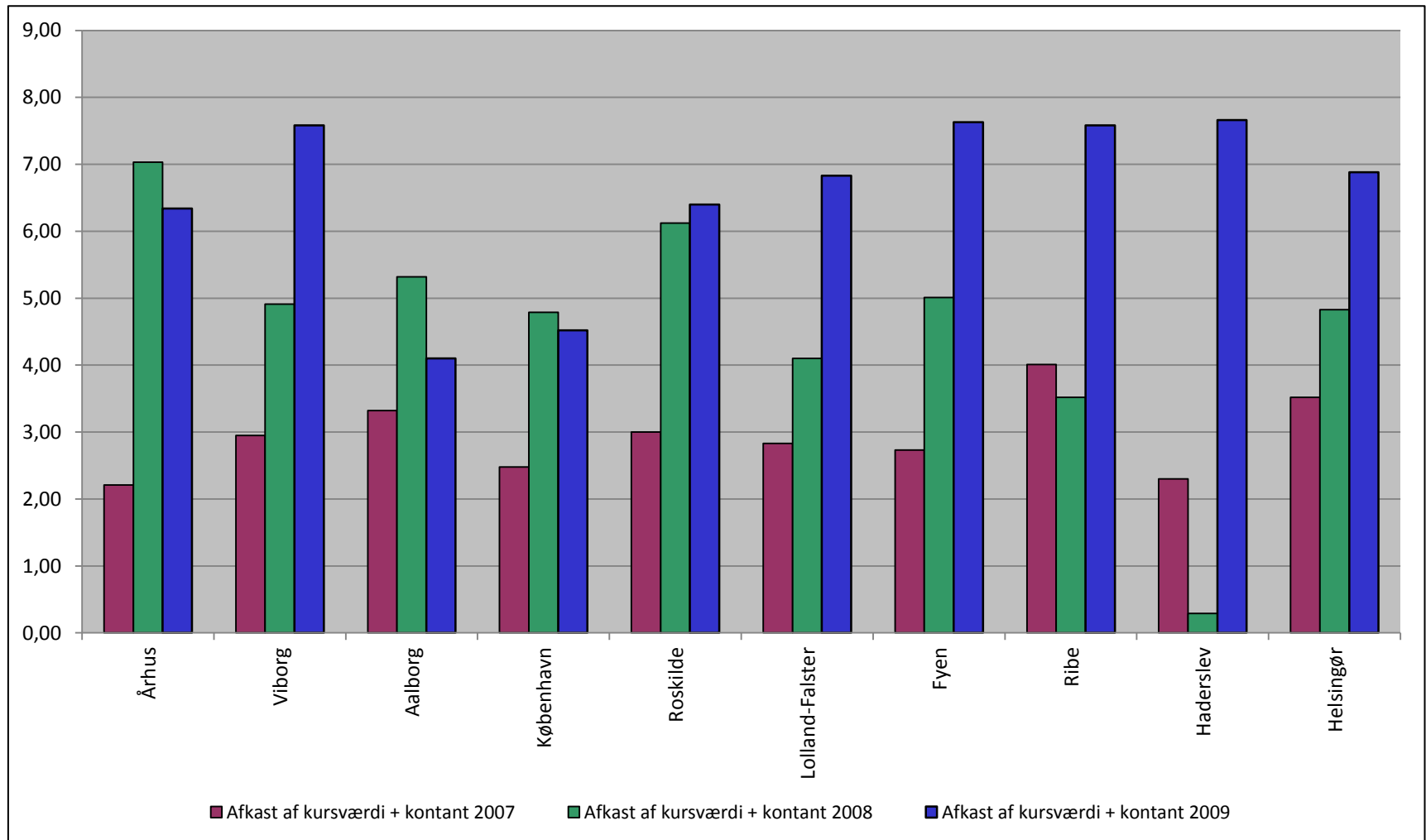
Afkast af beholdning til kursværdi og samme inkl. kontanter

Afkast i %	Århus	Viborg	Aalborg	København	Roskilde	Lolland-Falster	Fyen	Ribe	Haderslev	Helsingør
Kursværdi	6,64	8,54	6,64	5,00	6,44	7,77	8,22	11,02	8,31	7,72
Inkl. kontanter	6,34	7,58	4,10	4,52	6,40	6,83	7,63	7,58	7,66	6,88

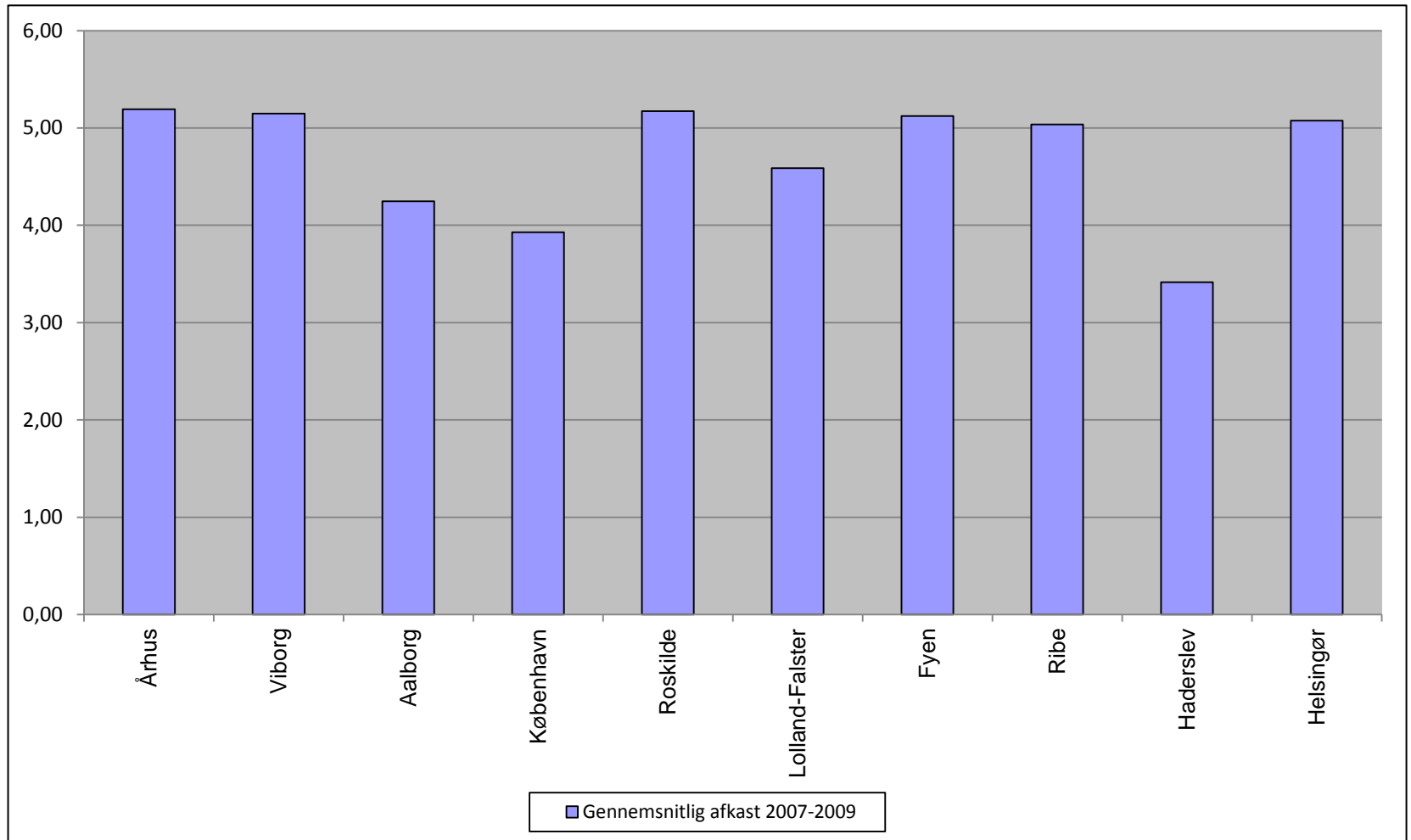


Kursværdi = Obligationsbeholdning til dagskurs ultimo hvert kvartal.

Afkast udvikling 2007 - 2009

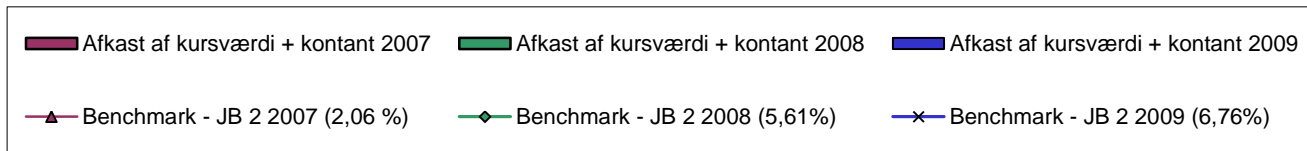
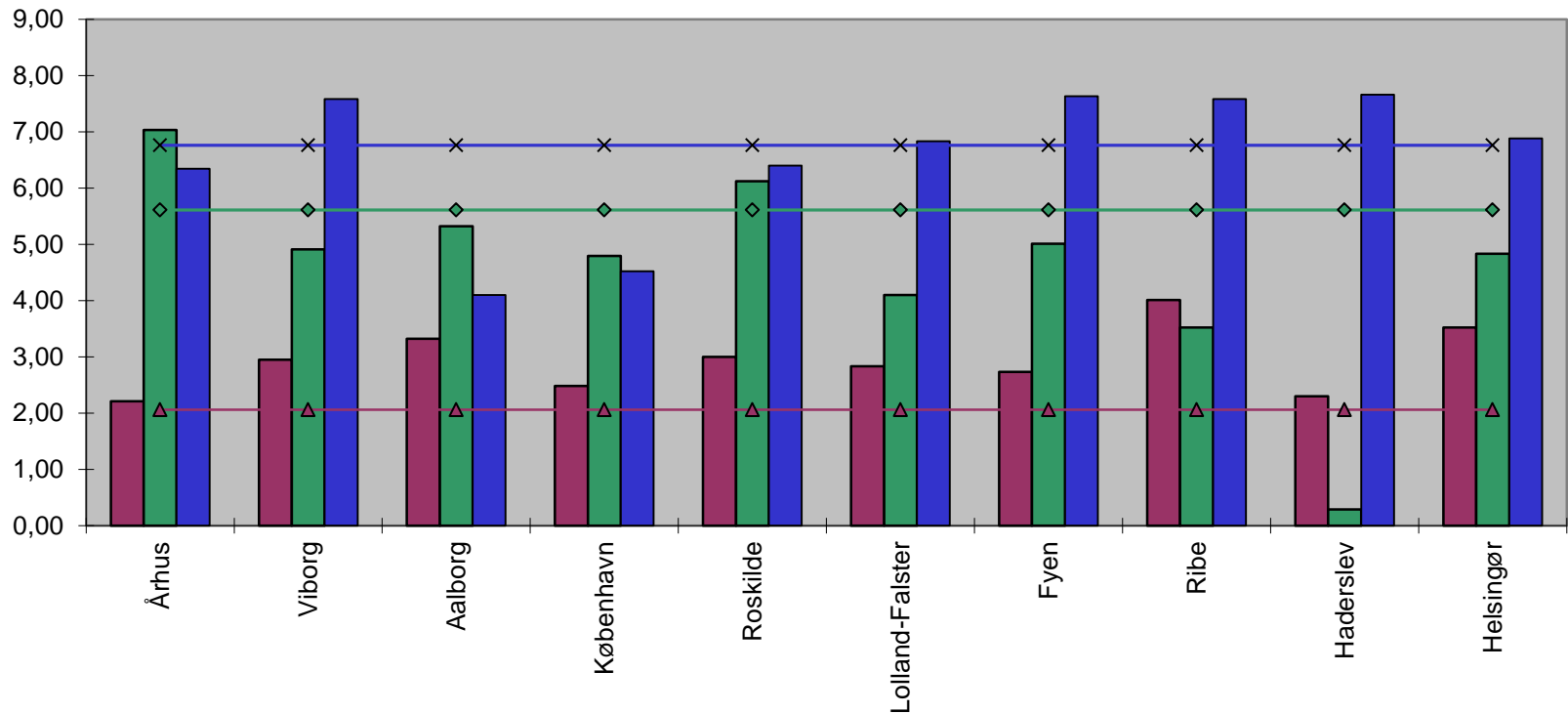


Gennemsnitlig afkast i perioden 2007 - 2009

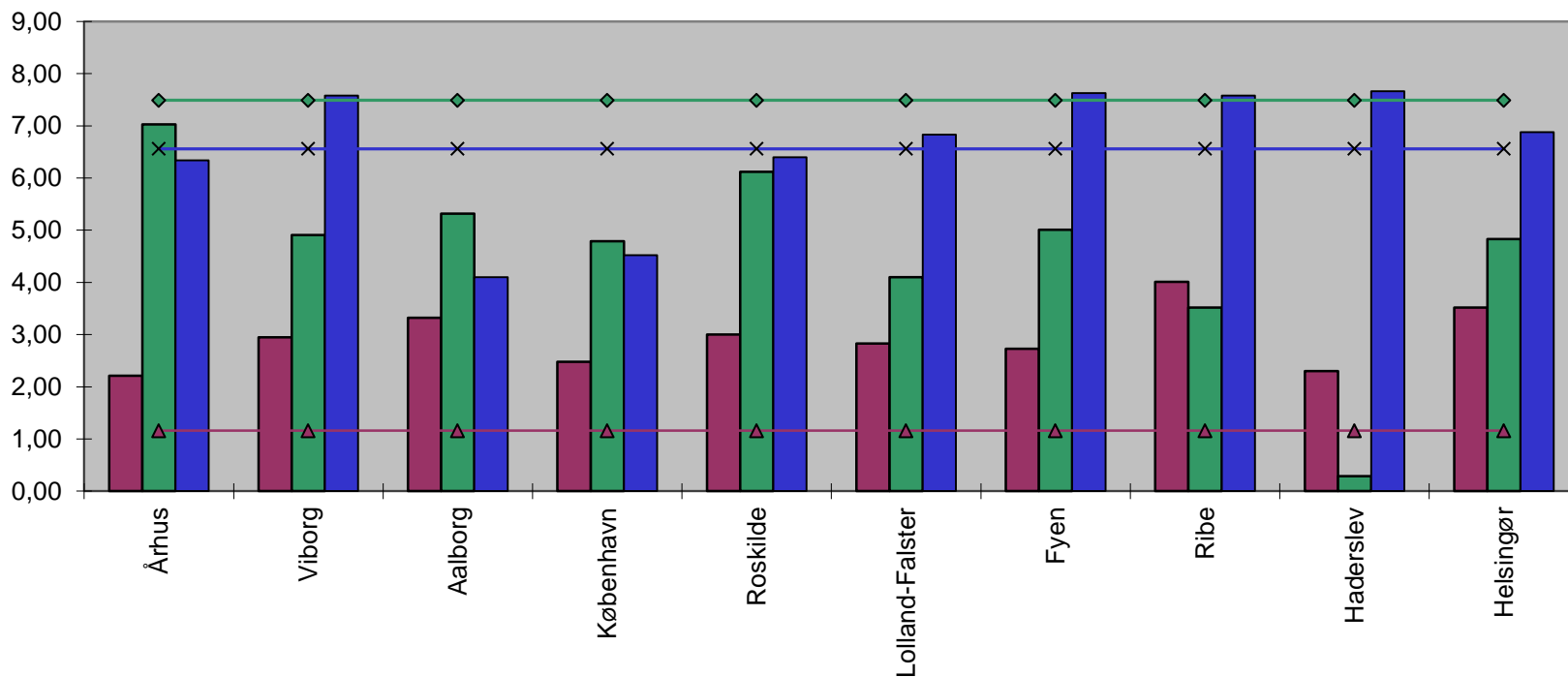


Afkast udvikling 2007-2009

sammenlignet med JB 2



Afkast udvikling 2007-2009 sammenlignet med JB 6



■ Afkast af kursværdi + kontant 2007
 ■ Afkast af kursværdi + kontant 2008
 ■ Afkast af kursværdi + kontant 2009
▲ Benchmark - JB 6 2007 (1,16 %)
 ◆ Benchmark - JB 6 2008 (7,49%)
 × Benchmark - JB 6 2009 (6,56%)

Afkast udvikling 2007 - 2009

- Afkastet for 2009 er sammenlignet med afkastet for henholdsvis 2007 og 2008.
- Afkastet er sammenlignet med henholdsvis JB 2 og JB 6.
- Afkastet er beregnet som pct. af den kursregulerede obligationsbeholdning inkl. kontantbeholdning

Jyske Bank realkredit indeks – real 2

Børsdag	Indeks	Børsdag	Indeks	Børsdag	Indeks	Børsdag	Indeks	Børsdag	Indeks
02-01-09	100	13-03-09	100,620	02-06-09	102,691	12-08-09	104,297	21-10-09	105,418
05-01-09	100,177	16-03-09	100,658	03-06-09	102,747	13-08-09	104,266	22-10-09	105,365
06-01-09	100,124	17-03-09	100,595	04-06-09	102,764	14-08-09	104,343	23-10-09	105,318
07-01-09	99,930	18-03-09	100,653	08-06-09	102,540	17-08-09	104,457	26-10-09	105,229
08-01-09	99,885	19-03-09	100,753	09-06-09	102,332	18-08-09	104,374	27-10-09	105,320
09-01-09	100,179	20-03-09	100,759	10-06-09	102,340	19-08-09	104,489	28-10-09	105,435
12-01-09	100,377	23-03-09	100,823	11-06-09	102,231	20-08-09	104,582	29-10-09	105,344
13-01-09	100,469	24-03-09	100,657	12-06-09	102,417	21-08-09	104,633	30-10-09	105,410
14-01-09	100,477	25-03-09	100,787	15-06-09	102,532	24-08-09	104,607	02-11-09	105,457
15-01-09	100,519	26-03-09	100,848	16-06-09	102,603	25-08-09	104,633	03-11-09	105,448
16-01-09	100,443	27-03-09	101,069	17-06-09	102,759	26-08-09	104,808	04-11-09	105,472
19-01-09	100,368	30-03-09	101,266	18-06-09	102,780	27-08-09	104,786	05-11-09	105,415
20-01-09	100,417	31-03-09	101,329	19-06-09	102,765	28-08-09	104,914	06-11-09	105,411
21-01-09	100,399	01-04-09	101,440	22-06-09	102,880	31-08-09	104,835	09-11-09	105,381
22-01-09	100,250	02-04-09	101,402	23-06-09	102,996	01-09-09	104,917	10-11-09	105,376
23-01-09	100,059	03-04-09	101,259	24-06-09	103,058	02-09-09	104,936	11-11-09	105,515
26-01-09	99,419	06-04-09	101,355	25-06-09	103,119	03-09-09	104,885	12-11-09	105,656
27-01-09	99,067	07-04-09	101,490	26-06-09	103,299	04-09-09	104,982	13-11-09	105,700
28-01-09	99,131	08-04-09	101,704	29-06-09	103,413	07-09-09	104,892	16-11-09	105,675
29-01-09	99,085	14-04-09	101,746	30-06-09	103,492	08-09-09	104,919	17-11-09	105,744
30-01-09	99,123	15-04-09	101,705	01-07-09	103,463	09-09-09	104,861	18-11-09	105,731
02-02-09	99,398	16-04-09	101,664	02-07-09	103,628	10-09-09	104,810	19-11-09	105,753
03-02-09	99,443	17-04-09	101,742	03-07-09	103,766	11-09-09	104,891	20-11-09	105,908
04-02-09	99,388	20-04-09	101,609	06-07-09	103,741	14-09-09	104,919	23-11-09	105,983
05-02-09	99,272	21-04-09	101,750	07-07-09	103,750	15-09-09	104,761	24-11-09	106,033
06-02-09	99,398	22-04-09	101,749	08-07-09	103,718	16-09-09	104,699	25-11-09	106,073
09-02-09	99,343	23-04-09	101,736	09-07-09	103,883	17-09-09	104,758	26-11-09	106,126
10-02-09	99,398	24-04-09	101,830	10-07-09	104,091	18-09-09	104,801	27-11-09	106,190
11-02-09	99,840	27-04-09	101,818	13-07-09	104,071	21-09-09	104,773	30-11-09	106,236
12-02-09	99,773	28-04-09	101,866	14-07-09	103,591	22-09-09	104,803	01-12-09	106,230
13-02-09	99,868	29-04-09	101,869	15-07-09	103,552	23-09-09	105,019	02-12-09	106,254
16-02-09	100,032	30-04-09	101,954	16-07-09	103,603	24-09-09	105,151	03-12-09	106,248
17-02-09	99,972	01-05-09	102,134	17-07-09	103,592	25-09-09	105,175	04-12-09	106,280
18-02-09	100,073	04-05-09	102,097	20-07-09	103,509	28-09-09	105,302	07-12-09	106,456
19-02-09	100,036	05-05-09	102,165	21-07-09	103,629	29-09-09	105,290	08-12-09	106,582
20-02-09	100,137	06-05-09	102,105	22-07-09	103,747	30-09-09	105,493	09-12-09	106,601
23-02-09	100,043	07-05-09	102,009	23-07-09	103,728	01-10-09	105,427	10-12-09	106,537
24-02-09	100,240	11-05-09	102,216	24-07-09	103,705	02-10-09	105,505	11-12-09	106,496
25-02-09	100,202	12-05-09	102,200	27-07-09	103,663	05-10-09	105,446	14-12-09	106,549
26-02-09	100,155	13-05-09	102,214	28-07-09	103,696	06-10-09	105,517	15-12-09	106,587
27-02-09	100,331	14-05-09	102,351	29-07-09	103,837	07-10-09	105,626	16-12-09	106,566
02-03-09	100,348	15-05-09	102,427	30-07-09	103,850	08-10-09	105,648	17-12-09	106,570
03-03-09	100,303	18-05-09	102,608	31-07-09	103,904	09-10-09	105,564	18-12-09	106,666
04-03-09	100,377	19-05-09	102,543	03-08-09	104,120	12-10-09	105,533	21-12-09	106,787
05-03-09	100,518	20-05-09	102,573	04-08-09	104,390	13-10-09	105,551	22-12-09	106,755
06-03-09	100,727	25-05-09	102,498	05-08-09	104,399	14-10-09	105,295	23-12-09	106,690
09-03-09	100,768	26-05-09	102,538	06-08-09	104,370	15-10-09	105,432	28-12-09	106,813
10-03-09	100,787	27-05-09	102,582	07-08-09	104,353	16-10-09	105,280	29-12-09	106,788
11-03-09	100,642	28-05-09	102,536	10-08-09	104,234	19-10-09	105,347	30-12-09	106,763
12-03-09	100,695	29-05-09	102,676	11-08-09	104,243	20-10-09	105,350		

Jyske Bank realkredit indeks – real 6

Børsdag	Indeks	Børsdag	Indeks	Børsdag	Indeks	Børsdag	Indeks	Børsdag	Indeks
02-01-09	100	13-03-09	99,622	02-06-09	101,041	12-08-09	104,149	21-10-09	105,310
05-01-09	100,321	16-03-09	99,640	03-06-09	101,195	13-08-09	104,060	22-10-09	105,202
06-01-09	100,297	17-03-09	99,636	04-06-09	101,188	14-08-09	104,267	23-10-09	105,049
07-01-09	99,899	18-03-09	99,432	08-06-09	100,671	17-08-09	104,414	26-10-09	104,959
08-01-09	99,627	19-03-09	99,936	09-06-09	100,698	18-08-09	104,464	27-10-09	104,995
09-01-09	99,804	20-03-09	99,969	10-06-09	100,605	19-08-09	104,615	28-10-09	105,071
12-01-09	100,303	23-03-09	100,062	11-06-09	100,450	20-08-09	104,914	29-10-09	104,925
13-01-09	100,525	24-03-09	99,771	12-06-09	100,641	21-08-09	104,983	30-10-09	104,917
14-01-09	100,084	25-03-09	99,734	15-06-09	100,822	24-08-09	104,845	02-11-09	105,025
15-01-09	100,312	26-03-09	99,798	16-06-09	100,991	25-08-09	105,055	03-11-09	105,007
16-01-09	100,322	27-03-09	100,320	17-06-09	101,249	26-08-09	105,127	04-11-09	104,680
19-01-09	99,994	30-03-09	100,554	18-06-09	101,289	27-08-09	105,279	05-11-09	104,552
20-01-09	100,014	31-03-09	100,582	19-06-09	101,119	28-08-09	105,360	06-11-09	104,404
21-01-09	99,984	01-04-09	100,817	22-06-09	101,319	31-08-09	105,395	09-11-09	104,459
22-01-09	99,428	02-04-09	100,763	23-06-09	101,449	01-09-09	105,390	10-11-09	104,759
23-01-09	98,547	03-04-09	100,439	24-06-09	101,634	02-09-09	105,497	11-11-09	104,847
26-01-09	97,625	06-04-09	100,376	25-06-09	101,754	03-09-09	105,452	12-11-09	105,149
27-01-09	97,163	07-04-09	100,509	26-06-09	101,823	04-09-09	105,335	13-11-09	105,241
28-01-09	97,058	08-04-09	100,756	29-06-09	102,093	07-09-09	105,244	16-11-09	105,294
29-01-09	96,890	14-04-09	100,860	30-06-09	102,128	08-09-09	105,149	17-11-09	105,371
30-01-09	96,813	15-04-09	101,064	01-07-09	102,234	09-09-09	104,892	18-11-09	105,632
02-02-09	96,957	16-04-09	100,968	02-07-09	102,369	10-09-09	104,733	19-11-09	105,665
03-02-09	97,024	17-04-09	100,915	03-07-09	102,691	11-09-09	104,890	20-11-09	105,833
04-02-09	96,793	20-04-09	100,896	06-07-09	102,771	14-09-09	104,919	23-11-09	105,890
05-02-09	96,723	21-04-09	101,089	07-07-09	103,403	15-09-09	104,775	24-11-09	105,885
06-02-09	96,877	22-04-09	100,980	08-07-09	103,439	16-09-09	104,803	25-11-09	106,022
09-02-09	96,866	23-04-09	100,848	09-07-09	103,510	17-09-09	104,523	26-11-09	106,186
10-02-09	96,938	24-04-09	100,888	10-07-09	103,480	18-09-09	104,656	27-11-09	106,230
11-02-09	97,349	27-04-09	100,959	13-07-09	103,634	21-09-09	104,619	30-11-09	106,146
12-02-09	97,683	28-04-09	100,986	14-07-09	103,449	22-09-09	104,476	01-12-09	106,126
13-02-09	97,859	29-04-09	100,922	15-07-09	103,388	23-09-09	104,754	02-12-09	106,121
16-02-09	97,932	30-04-09	100,918	16-07-09	103,253	24-09-09	105,084	03-12-09	106,089
17-02-09	98,064	01-05-09	101,073	17-07-09	103,458	25-09-09	105,178	04-12-09	106,217
18-02-09	98,309	04-05-09	101,038	20-07-09	103,260	28-09-09	105,352	07-12-09	106,286
19-02-09	98,172	05-05-09	101,053	21-07-09	103,511	29-09-09	105,377	08-12-09	106,618
20-02-09	98,301	06-05-09	101,081	22-07-09	103,671	30-09-09	105,542	09-12-09	106,655
23-02-09	98,194	07-05-09	100,864	23-07-09	103,509	01-10-09	105,676	10-12-09	106,599
24-02-09	98,527	11-05-09	100,705	24-07-09	103,458	02-10-09	105,808	11-12-09	106,439
25-02-09	98,456	12-05-09	100,890	27-07-09	103,378	05-10-09	105,814	14-12-09	106,500
26-02-09	98,262	13-05-09	101,114	28-07-09	103,423	06-10-09	105,727	15-12-09	106,517
27-02-09	98,409	14-05-09	101,345	29-07-09	103,653	07-10-09	105,904	16-12-09	106,395
02-03-09	98,630	15-05-09	101,412	30-07-09	103,664	08-10-09	106,033	17-12-09	106,521
03-03-09	98,707	18-05-09	101,496	31-07-09	103,981	09-10-09	105,966	18-12-09	106,676
04-03-09	98,568	19-05-09	101,355	03-08-09	104,217	12-10-09	105,753	21-12-09	106,877
05-03-09	98,830	20-05-09	101,363	04-08-09	104,260	13-10-09	105,887	22-12-09	106,732
06-03-09	99,577	25-05-09	101,175	05-08-09	104,198	14-10-09	105,682	23-12-09	106,644
09-03-09	99,806	26-05-09	101,217	06-08-09	104,172	15-10-09	105,625	28-12-09	106,609
10-03-09	99,790	27-05-09	101,145	07-08-09	104,168	16-10-09	105,300	29-12-09	106,570
11-03-09	99,502	28-05-09	100,984	10-08-09	103,986	19-10-09	105,250	30-12-09	106,558
12-03-09	99,864	29-05-09	101,102	11-08-09	104,035	20-10-09	105,342		